

Download Assignments from Canvas


All seniors must download their work from Canvas if they wish to keep assignments after they graduate.

Follow the directions below to create a Canvas file that you can use to download your assignments onto another personal device (recommended-home computer or laptop). If you need additional help, please refer to this [Canvas Guide](#).

1. Log into Canvas



2. Click on "Account" on the left side of the window

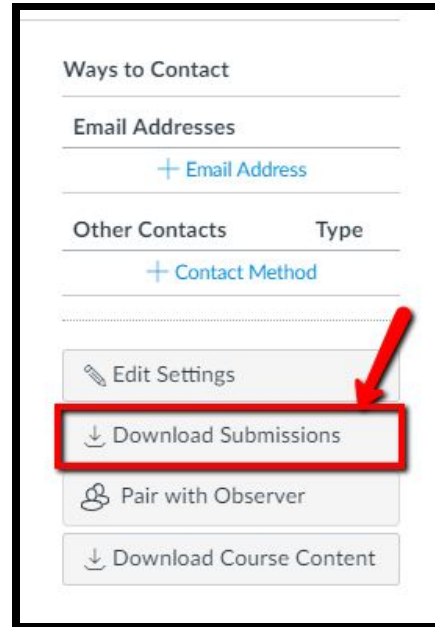


Download Assignments from Canvas

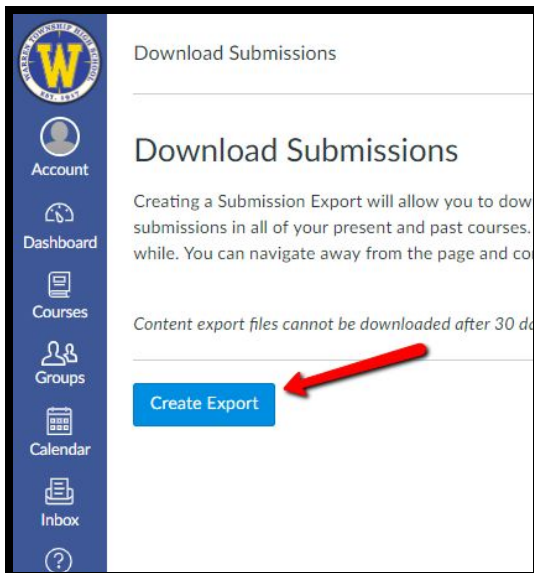
3. Click on “Settings”



4. On the right-hand side, click on “Download Submissions”



5. Click on “Create Export” & the file will begin to process



6. Click on “New Export” & save the file to your personal device

